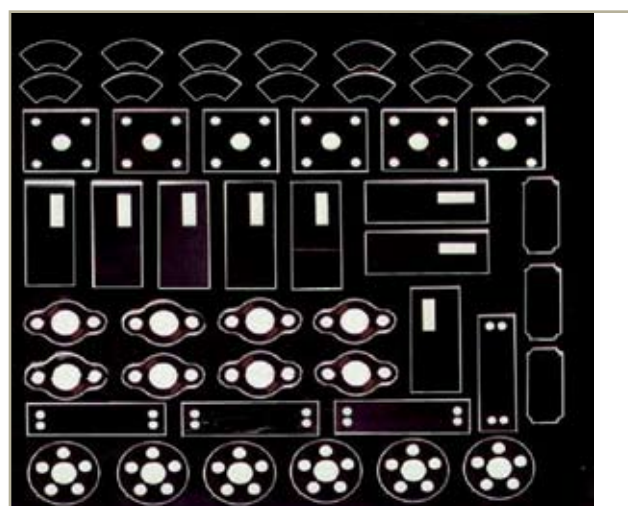
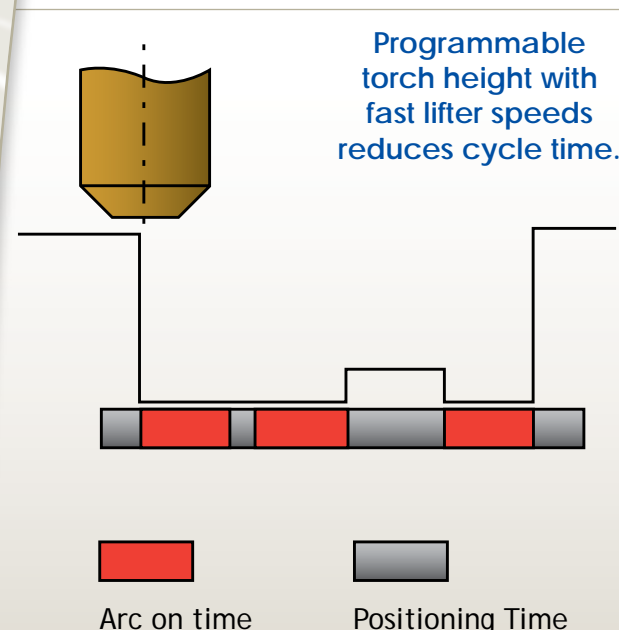


# Titan II

## Torch Raise Pattern




Based on a typical nest of parts, this nest was cut from a 4 foot square with a **21% productivity gain.**

### Titan II (time in minutes)



### Other plasma machine



## Productivity

Torch lifters are fully controllable through the PC-based CNC control. Retract after each cut can be set to various heights - including no raise at all.

## Plus

- Preventive maintenance, parts, and service
- Applications training and support
- Designed, manufactured and assembled by knowledgeable people who care
- Uses fewer consummables



Automated table cleaning using optional Slagger® Blade with slag collection bucket

## Optional Features

- Plasma systems (both conventional and precision) from 15-760 amps
- Various marking techniques including: plasma, air scribe, ink jet, pneumatic punch and zinc powder
- Hi-speed, automated oxyfuel
- Rotary rail cleaners with rack air purge
- Zoned exhaust tables, including self-cleaning Slagger®
- MG Systems dust collector system
- Programming and nesting software
- Virtual Service™ remote consultation and diagnostics
- Sentry Service preventive maintenance program
- Drilling
- Automatic and programmable torch spacing

# Titan II

## Machine Specifications

### Tool Coverage

Width - from 6' to 14'

Length - from 6' to 100'

### Tools Available

TurboFlame or ALFA oxyfuel torch

Beveling - plasma and oxyfuel including the Global Rotator Delta plasma bevel unit

Conventional Plasma systems from 100 to 760 amps

Precision Plasma up to 260 amps

Marker: Punch, Plasma, Powder, Ink Jet or Air Scribe

Electric Drill

Laser Pointer, Video Camera

### Material Thickness Capacity

26ga. to 12" depending on cutting process used

### Materials Processed

Steel, stainless steel, or aluminum

### Control Type

PC based Global Control Plus

## Virtual Service™ Remote Diagnostics

MG Systems offers the Virtual Service program to support our complete line of cutting machines. This unique package allows our team of experts to remotely diagnose many problems that, in the past, would have required a technician on-site. This reduces downtime and the cost to send a field technician. Troubleshooting and questions can be handled quickly as the operator watches each step on the control.

## Sentry Service PM Support

Our preventive maintenance (PM) program keeps all your MG Systems machines running like new. Ensuring maximum uptime, greater efficiency, and lower operating costs.



**MESSE**  
MG Systems & Welding, Inc.

W141 N9427 Fountain Boulevard  
Menomonee Falls, WI 53051

Phone: 262-255-5520  
E-mail: sales@messer-mg.com  
Fax: 262-255-5170  
www.mg-systems-welding.com

# MG Systems

Your Productivity Process People®

MG Systems reserves the right to make changes in equipment or specifications at any time without notice. Windows is a registered trademark of Microsoft Corporation. Slagger is a registered trademark of Missouri Valley Steel, a division of Owen Industries. © 2007 Messer MG Systems & Welding 05081M

# Titan II

Universal Cutting System

- **Advanced Technology**
- **Multiple Processes**
- **Contour Beveling**



**MG Systems**

Your Productivity Process People®

**MESSE**  
MG Systems & Welding, Inc.

CUTTING MACHINES

CONTROLS

TABLES

OPTIONS

OPTIONS

TABLES

CONTROLS

CUTTING MACHINES

# THE TITAN II CUTTING SYSTEM OFFERS HIGH PRODUCTIVITY

The Titan II is a robust gantry machine. Designed for use in a wide variety of industries, it uses the latest technology to provide versatile cutting capability. The Titan II provides consistent performance with conventional plasma, precision plasma, oxyfuel, and marking.



Excellent cut results

## Smooth Accurate Motion Yields High Quality Cut Parts

- Carriages ride on roller packs that glide along a hardened, seamless linear way
- High tensile metallic drive system coupled with an AC digital motor and ultra smooth planetary gearbox ensures smooth, reliable repeatable motion



Y-Axis Drive




X-Axis Rail and Pinion

## Powerful AC Drives Provide Productivity Through High Acceleration

- Two 1 HP (750 watt) AC digital servo drives in the X-axis
- Ultra-smooth planetary gear boxes
- Large 3" diameter pinions
- Consistent pinion engagement pressure for long pinion life
- 90#/yd. machined crane rail for X-axis ways
- Same drive motors for X and Y-axes

## Multiple Processes for Maximum Versatility

- Conventional and precision plasma, oxyfuel, and marking can be implemented in a variety of combinations
- Precision plasma, in conjunction with smooth axes drive systems, creates fine part edge quality



Plasma and ALFA Oxyfuel Torches Shown

## Operator Convenience

- Oxyfuel automation using MG's ALFA torch and OmniFlow technology
  - The ALFA torch provides both internal ignition and height control - The OmniFlow automates gas and piercing controls
- Automatic plasma gas control (where available)
- Automatic consumable wear compensation (for plasma)
- 20 home positions for multiple start points
- Lost cut recovery - reposition to any pierce point
- Operator station located left or right side of machine

## Verified to Independent Standards to Assure Performance

Only MG Systems uses the exacting measurement standards of the Machine Tool Industry to ensure motion accuracy and repeatability of the Titan II via laser interferometer to ISO 230-2 Standard.



## The Titan II design is shop-proven in rigorous fabrication environments:

- Positioning speeds up to 1000 ipm with acceleration of 31 ips<sup>2</sup>
- Contouring speeds up to 400 ipm
- Machine motion accuracy; +/- .010" accuracy; .010" repeatability (compensated machine motion in 72")
- Reinforced steel weldment construction with high rigidity beam (less than 0.001" bend and 0.002 degrees of twist)
- Machined mating surfaces and bores (critical tolerances of 0.002" maintained)
- Powertrack in both axes is standard
- Cutting widths from 6' to 14'
- Up to 8 torch stations (maximum 2 plasma stations)
- Up to 3 stations will cover full rated cutting width
- Advanced oxyfuel technology
- High-speed MG Systems programmable lifters (150 ipm oxyfuel, 880 ipm plasma)
- Standard cutting lengths up to 150 feet



## CNC CONTROL

### Global Control Plus



**This professional grade CNC control makes every operator an expert.** Incorporates many years of MG Systems worldwide knowledge in a very easy-to-use operator interface using Windows and PC-based CNC.

- Embedded process database for plasma and oxyfuel
- 15" TFT color touchscreen
- Fiber-Optic I/O Bus Communication System
- Eight position joystick
- Handwheel/feedrate override
- Standard shapes, nesting, and networking
- Many more features also included

## BEVEL CUTTING WITH PLASMA AND OXYFUEL

### Plasma Global Rotator Delta

- Rotation of +/- 460° with resultant cut part angles of +/- 45°
- Complete with bevel programming software and training

### Oxyfuel Triple Torch Bevel Unit

- Provides straight or contour weld preparation edges in a single pass.
- Bevel angles up to 45°